


# Athletics and Extracurriculars

## Registration



1. Go to SF.K12.SD.US on your web browser
2. Click on the Infinite Campus icon

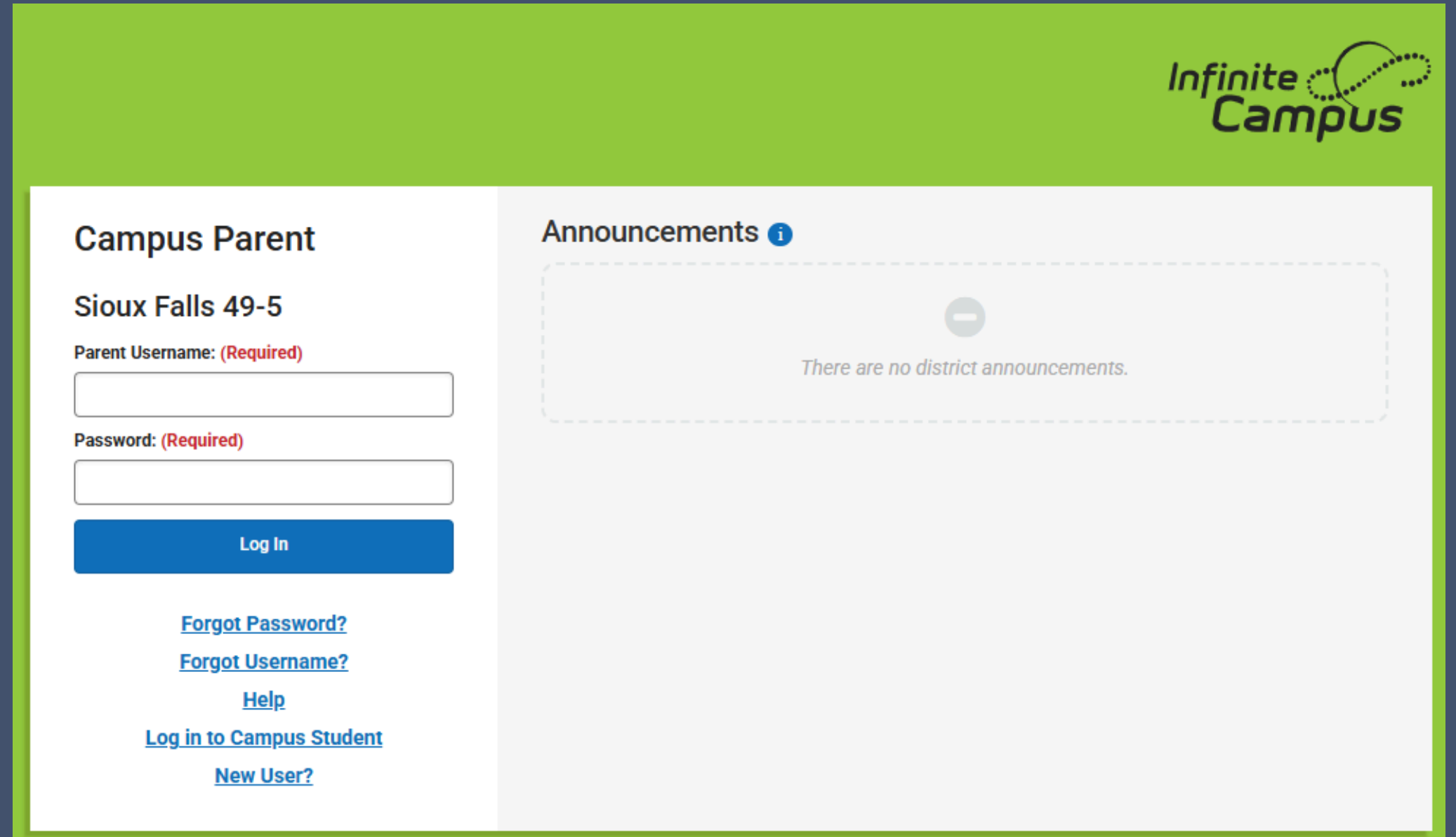
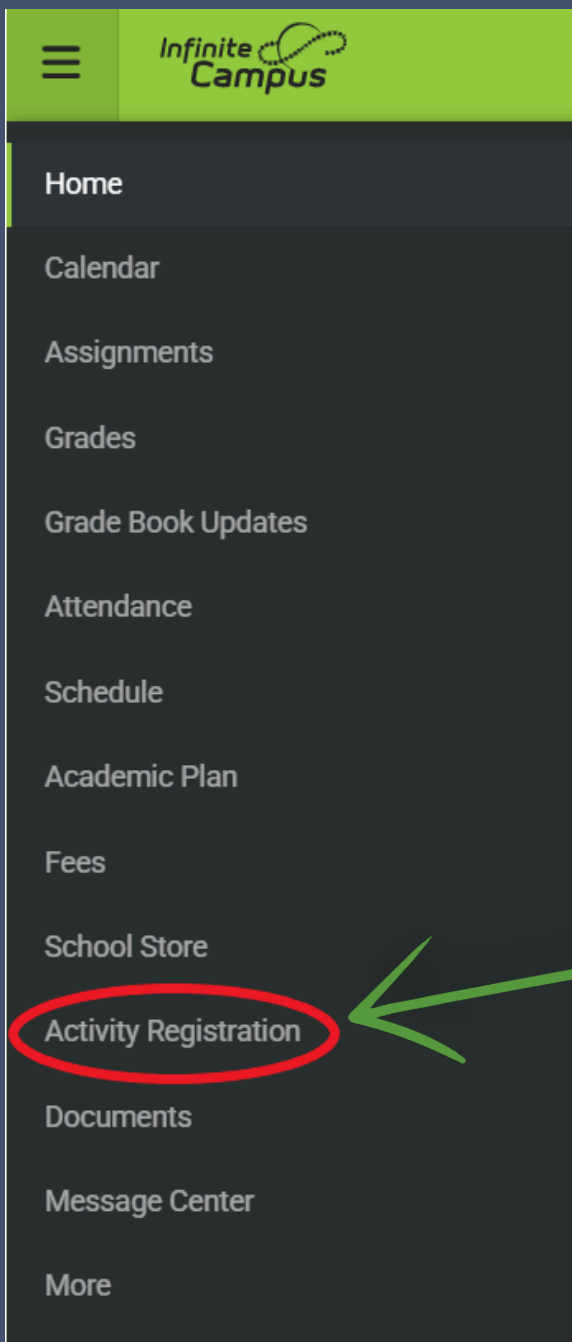
A screenshot of the Sioux Falls School District website homepage. The page features a navigation bar with links for "OUR DISTRICT", "STUDENTS &amp; FAMILIES", "ACADEMICS", "STAFF", "SCHOOLS", and "TRANSLATE". Below the navigation bar is a large banner image of a school band performing in a gymnasium. The text "Sioux Falls School District" is overlaid on the banner. At the bottom of the page is a dark blue footer with seven icons and labels: "Infinite Campus", "Registration", "Bus Routes", "Meals &amp; Menus", "ComEd", "Athletics &amp; Fine Arts", and "Careers". A red arrow points from the "Infinite Campus" icon in the footer to the "Infinite Campus" icon in the navigation bar. A vertical sidebar on the right side of the banner contains the text "Let's Talk! District Question? Ask Here!".





# 1. Log in to your Infinite Campus Parent Portal

*\*contact your school if you need help logging in*



## 2. Select Activity Registration from the left menu





### 3. Select New Registration at the bottom of the screen

Activity Registration

Timeframe

[Previous](#) [Current](#) [Upcoming](#) [All](#)

REGISTERED ACTIVITY INFORMATION	FORMS	DOCUMENTS	OPTION SELECTED
No records available.			

[New Registration](#)



School Store is where all athletic and extracurricular registrations are submitted. This is where you can view and sign up for athletics and extracurriculars for the current season or registration period.

1. Select "Shop" for the school in which you will be registering your student for

School Store

School Search

Jefferson High School



Shop

Memorial Middle School



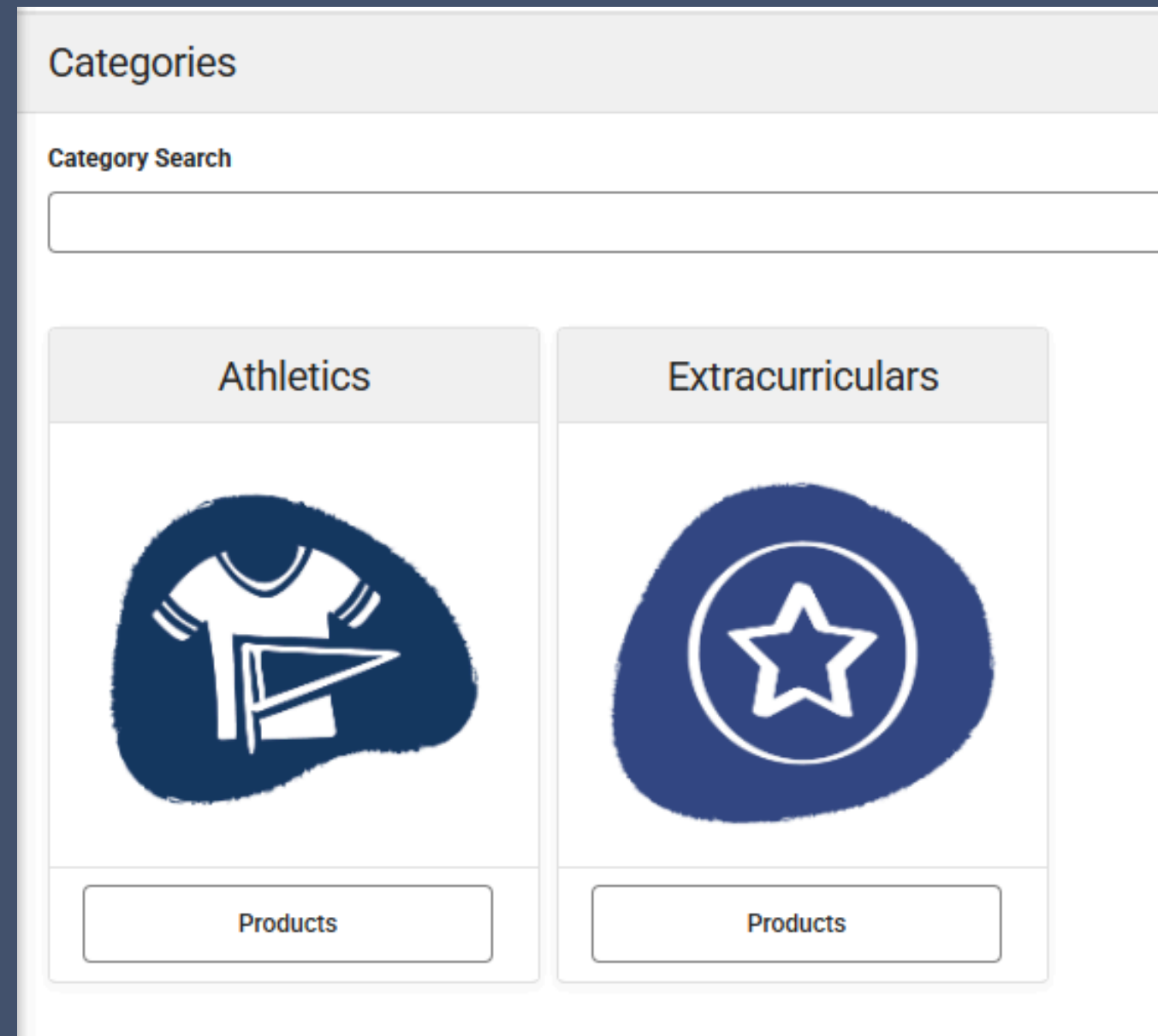
Memorial Middle School

Shop



**HIGH SCHOOL: Activities are separated into two categories:  
Athletics and Extracurriculars**



**MIDDLE SCHOOL: Athletics Only. Middle School will not have  
Extracurriculars**





# ATHLETICS



When you initially select Athletics, you will see the Activity Registration and Athletic Physical tiles. An Activity Registration must be completed before uploading a physical and registering for any athletics.

<p>25-26 Activity Registra...</p>	<p>25-26 Athletic Physical</p>
	
<p><a href="#">View</a></p>	<p><a href="#">View</a></p>



# EXTRACURRICULARS

When you initially select Extracurriculars, you will see the Activity Registration tile. An Activity Registration must be completed before registering for any extracurriculars.





## 25-26 Activity Registration



This Activity Participation registration must be completed jointly by the parent/guardian and the student. The parent/guardian is expected to review and complete the parent portion of the registration, and the student is expected to personally review and complete the student portion.

Registration Dates: 03/16/2026 - 05/01/2026

Activity Dates: 03/16/2026 - 05/01/2026

Recipient: **(Required)**

Price:

Quantity: **(Required)**

Total Price:  
\$0.00

Required Forms:

[Activity Participation Registration](#) **(Guardian)**

Add to Cart

Close

# ACTIVITY REGISTRATION

1. Select your student here
2. Click the blue hyperlink for the required Activity Participation Registration form
3. Complete the form, including your electronic signature
4. Once you have completed the form, click Add to Cart





# CHECK OUT

To finalize your registration(s), you will need to submit the items in your cart.

## 1. Click My Cart

A screenshot of the Jefferson High School Athletics website. The page header includes "Jefferson High School" and "Athletics". Below the header is a "Product Search" section with a text input field and an "Apply" button. A green arrow points from the "Apply" button to the "My Cart" button in the right-hand navigation menu. The main content area displays a product titled "25-26 Athletic Physical" with a document icon and a "View" button. The right-hand navigation menu contains a cart icon with the text "1 Item in Cart \$0.00", a "My Cart" button, and a "My Accounts" button.

Jefferson High School

Athletics

Product Search

Apply

25-26 Athletic Physical

View

1 Item in Cart  
\$0.00

My Cart

My Accounts





# CHECK OUT

To finalize your registration(s), you will need to submit the items in your cart.

2. Review all items in your cart
3. Click Submit to complete the registration

< Back | Checkout


At this time, please do not use checking or savings accounts to make online payments.

STORE ITEMS	NAME	QUANTITY	AMOUNT
Preparticipation Physical25-26 - Preparticipation Physical 25-26	Akita, Samuel	1	\$0.00 <a href="#">Remove</a>

Total: \$0.00


Email Address for Receipt  
Must be a valid email similar to "user@example.com"

[Submit](#)



# ATHLETIC PHYSICAL

You will be able to upload your student's athletic physical within the Parent Portal.



1. Find the Athletic Physical tile.

2. Click View





**Registration Dates:** 03/16/2026 - 05/01/2026

**Activity Dates:** 03/16/2026 - 05/01/2026

**Recipient: (Required)**

**Price:**

**Quantity: (Required)**  **Total Price:** \$0.00

---

**Required Uploads:**

**Upload Preparticipation Physical25-26: (Required)**  
instructions for parents, guardians, or students placed here

Drop files here to upload

3. Select your student

4. In the Required Uploads section, use the Select files button to navigate to your file, or drop the file in the indicated box

5. Once you have added the athletic physical, click Add to Cart





# CHECK OUT

To finalize your registration(s), you will need to submit the items in your cart.

## 1. Click My Cart

A screenshot of the Jefferson High School Athletics website. The page header includes "Jefferson High School" and "Athletics". Below the header is a "Product Search" section with a text input field and an "Apply" button. A green arrow points from the "Apply" button to the "My Cart" button in the right-hand navigation menu. The main content area displays a product titled "25-26 Athletic Physical" with a document icon and a "View" button. The right-hand navigation menu contains a cart icon with the text "1 Item in Cart" and "\$0.00", and buttons for "My Cart" and "My Accounts".


Jefferson High School

Athletics

Product Search

Apply

25-26 Athletic Physical



View

1 Item in Cart  
\$0.00

My Cart

My Accounts





# CHECK OUT

To finalize your registration(s), you will need to submit the items in your cart.

2. Review all items in your cart
3. Click Submit to complete the registration

< Back | Checkout

At this time, please do not use checking or savings accounts to make online payments.

STORE ITEMS	NAME	QUANTITY	AMOUNT
Preparticipation Physical25-26 - Preparticipation Physical 25-26	Akita, Samuel	1	\$0.00 <a href="#">Remove</a>

Total: \$0.00

Email Address for Receipt  
Must be a valid email similar to "user@example.com"

[Submit](#)



# ATHLETICS AND EXTRACURRICULARS

Once an Activity Registration has been submitted for a school year, the athletics and extracurriculars (high school only) for that school year will become available

Select Activity Registration from the Portal menu and follow the same steps to select athletics and/or extracurriculars.





# ATHLETICS AND EXTRACURRICULARS

1. Now you are able to express interest in signing up for athletics and/or extracurriculars.
2. Select Activity Registration from the left menu
3. Select the appropriate category
4. Select the athletics and/or extracurriculars you want to register for.
5. Add as many as you need to your cart
6. Submit your cart to finalize your registrations

