

## How to access State Assessment Results Parent Guide

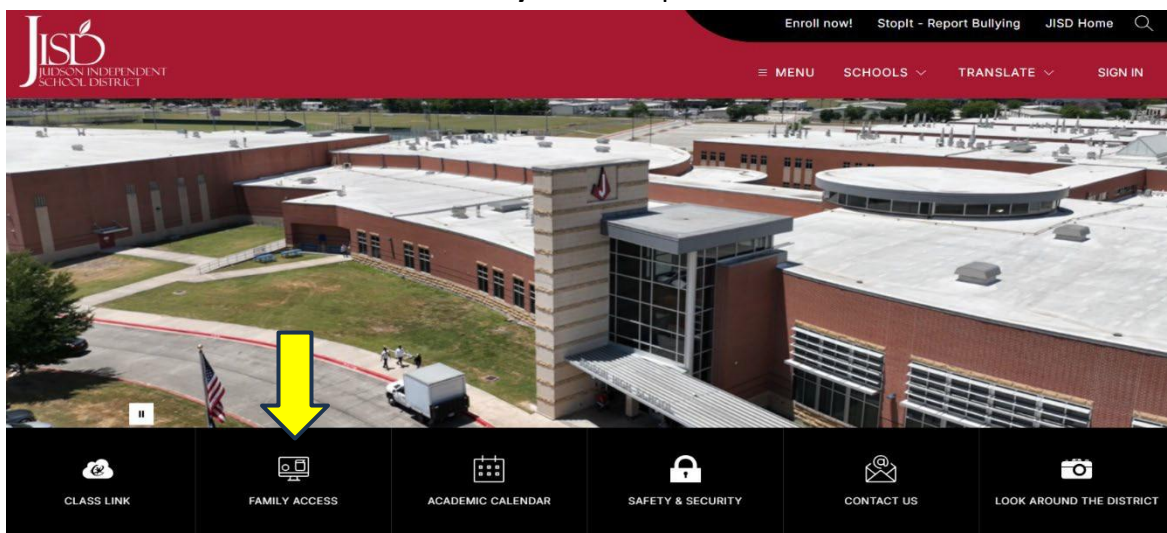
### Where can I find my child’s assessment results?

STAAR 2025-2026 Results will be available for parents to access through their Skyward Family Access Portal on the following dates:

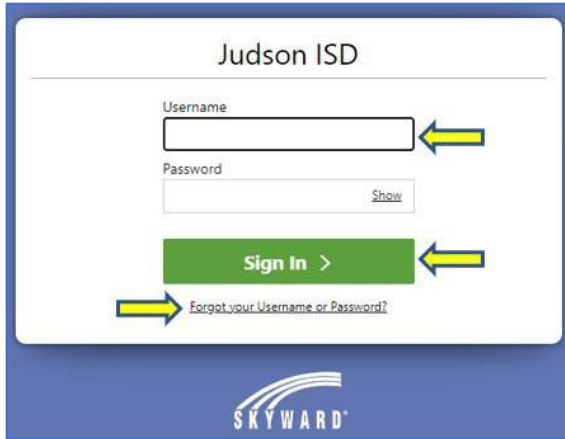
- Results for STAAR EOC Spring Administration
  - Preliminary: June 10th, 2026
  - Final: July 17th, 2026
- Results for STAAR 3<sup>rd</sup>-8th Spring Administration
  - Preliminary: June 16th, 2026
  - Final: July 31st, 2026
- Results for STAAR EOC June Administration
  - Preliminary: July 31<sup>st</sup>, 2026
  - Final: September 2<sup>nd</sup>, 2026
- Results for TELPAS Administration
  - Preliminary: June 11th, 2026
  - Final: July 23rd, 2026
- Results for STAAR ALT 2 Administration
  - Preliminary: June 24th, 2026
  - Final: July 29th, 2026

### Where can I find my child’s assessment results?

1. Log into your Skyward Family Access Portal by visiting [judsonisd.org](http://judsonisd.org)
2. Under **Families** TAB and click **“Family Access”** option



3. Enter your username and password and **Sign In**. If you don’t remember your username or password, select the option **“Forgot your Username or Password”** option.



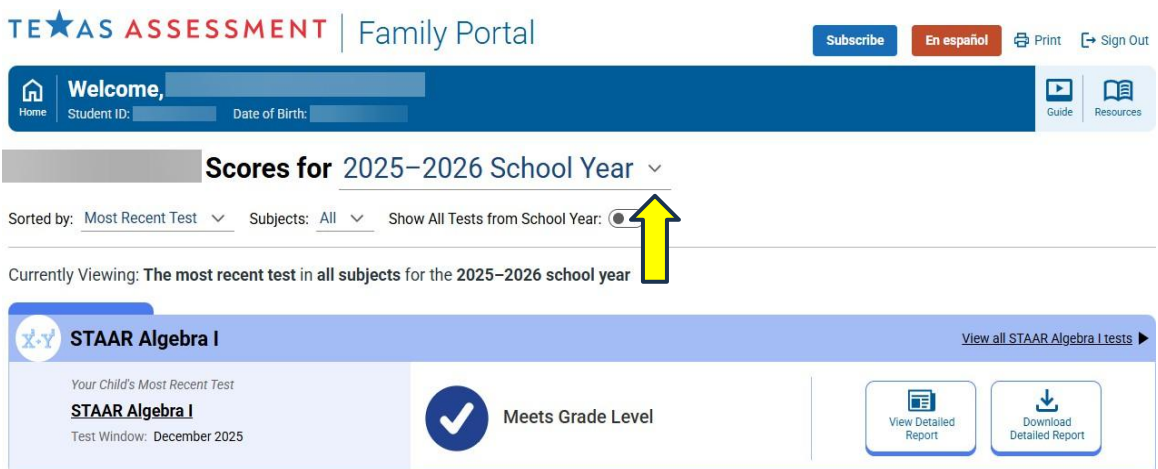
- Once you log in, you will see the following screen. You will select the **“Texas Assessment”** icon.



- The following box will appear. You will click on the Texas Assessment Website link that appears as indicated by the arrow below.



- You will now have access to the Texas Assessment Family Portal. The assessments on that screen will be the assessments evaluated on the 2025-2026 school year.



7. You also have the option to select other years from the dropdown menu as indicated on the image below. You may click on “View Detailed Report” or “Download Detailed Report.”

The screenshot shows the TEAS ASSESSMENT Family Portal interface. At the top, there is a navigation bar with the logo, 'Family Portal', and links for 'Subscribe', 'En español', 'Print', and 'Sign Out'. Below this is a user welcome banner with fields for 'Student ID' and 'Date of Birth'. The main content area is titled 'Scores for' with a dropdown menu currently set to '2025-2026 School Year'. A dropdown menu is open, listing school years from '2024-2025 School Year' down to '2018-2019 School Year'. A yellow arrow points to the '2025-2026 School Year' option. Below the dropdown, there are filters for 'Sorted by: Most Recent Test' and 'Subjects: All'. The main content area shows 'Currently Viewing: The most recent test in all 2026 school year'. A card for 'STAAR Algebra I' is displayed, indicating 'Your Child's Most Recent Test' and 'Test Window: December 2025'. To the right, there is a link 'View all STAAR Algebra I tests' and two buttons: 'View Detailed Report' and 'Download Detailed Report'. A yellow arrow points to the 'View Detailed Report' button.

8. A report on your selection will be generated.

The screenshot shows the TEAS ASSESSMENT Family Portal interface displaying the 'Results for STAAR Algebra I' report. The report is titled 'Results for STAAR Algebra I' and has tabs for 'Overall', 'Category Results', 'Quantile® Trend', and 'Resources to Help Your Child'. The 'Overall' tab is selected. The report shows the following information:

- Test: STAAR Algebra I
- Test Window: December 2025
- Score: 4000
- Performance Level: Meets Grade Level
- Quantile® Score: 1145Q

The 'Your Child's Overall Results' section displays a checkmark icon and the text 'Meets Grade Level' with the explanation: 'Your child shows strong knowledge of course content and is prepared to progress to the next grade or course.' It also shows a '55<sup>th</sup> Percentile' with the explanation: 'Your child scored the same as or better than 55% of all students who took this test.'

The 'Your Child's Score' section features a bar chart comparing the student's score to various benchmarks:

Score	Performance Level
1500	Did Not Meet Grade Level
3550	Approaches Grade Level
4000	Meets Grade Level
4345	Masters Grade Level
6430	(Maximum Score)

Summary of Averages:

- State average: 3570
- District average: 3499
- Campus average: 3491

If you have any questions or concerns about accessing the Skyward Family Access Portal, please contact the Judson ISD Help Desk at (210) 945-5473.

For any questions in reference to your child's scores, please contact your school administrator.